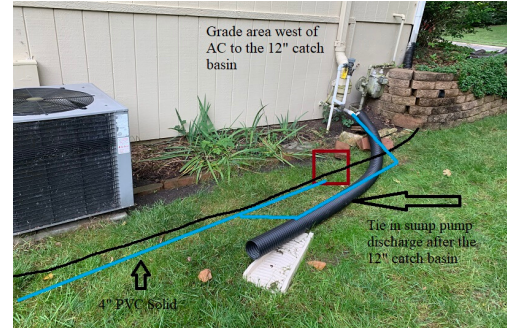



French Drain

The process:


- 1: Your assigned salesman will meet with you, assess your property, take grade readings to find where the problem is most apparent and the ideal solution for your situation. The French drain must be installed in area with a natural slope. At this point, your salesman will take photographs and note where this construction will be happening for the landscape crew.



- 2: Before the trenching starts, utility locates will be called in by Lawrence Landscape. After the trench is dug, a clean gravel base is installed to act as a bed for the perforated pvc pipe with a silt filter sock to rest on.



- 3: Once the pipe is installed, a clean washed gravel will be added until the pipe is covered. For the best performance, a Decorative River Gravel is placed on top. The traditional French drain will have soil added back and sod installed.



LAWRENCE
Landscape

785-843-4370

www.lawrencelandscape.com